

Aryllithium Compounds Bearing Alkoxy carbonyl Groups: Generation and Reactions Using a Microflow System**

Aiichiro Nagaki, Heejin Kim, and Jun-ichi Yoshida*

Control of reactive intermediates^[1] to selectively obtain desired products is a central issue in organic synthesis. In macrobatch processes, generation of a reactive intermediate usually takes minutes or hours. If the lifetime of the intermediate is shorter than the generation or accumulation time, it is difficult to obtain a solution of that intermediate because it undergoes decomposition during the accumulation. In such a case, a subsequent reaction using the intermediate cannot be performed. Therefore, the generation of reactive intermediates is usually carried out at very low temperatures to avoid undesired decomposition. In flash chemistry^[2,3] using a microflow system,^[4,5] a reactive intermediate can be rapidly generated and transferred for use in a subsequent reaction before decomposition, because the residence time can be significantly reduced.^[6] Therefore, chemical conversions that are impossible in conventional macroreactors can become possible using microflow reactors. Herein, we report that aryllithium compounds having a highly reactive alkoxy carbonyl group, such as ethoxycarbonyl and methoxycarbonyl, can be easily generated and used for reactions with electrophiles by exploiting the features of microflow systems.^[7]

Organolithium compounds, such as aryllithiums, have been widely used in organic synthesis because of their high reactivity.^[8,9] However, organolithium compounds suffer from a problem of functional group compatibility.^[10] In fact, it is difficult to prepare organolithium compounds incorporating many functional groups, for example alkoxy carbonyl groups, because such functional groups react with organolithium species. To overcome this problem, generation reactions, such as Br/Li exchange reactions of organic bromides, are often conducted at very low temperatures. It is, however, still difficult to prepare organolithium compounds having highly reactive functional groups, such as methoxycarbonyl and ethoxycarbonyl groups.^[11] The second approach is the use of less-reactive, hence more-stable, organometallic compounds,^[12] such as organomagnesium^[13] and organozinc compounds.^[14] However, preparation of such organometallic compounds by a metal-exchange reaction from organolithium

compounds suffers from the same problem of undesirable reaction of organolithium species with such functional groups. Such organometallic compounds can also be prepared directly without using organolithium reagents. However, direct preparation requires the use of highly reactive precursors such as organic iodides, which are usually more difficult to prepare.^[15] We envisaged that the concept of flash chemistry using a microflow system would solve this problem.

We focused on the Br/Li exchange reaction of alkyl *o*-bromobenzoates.^[7] The Br/Li exchange reaction of alkyl bromobenzoates, followed by reaction with an electrophile, can be performed in a conventional macrobatch reactor only with *tert*-butyl bromobenzoates at very low temperatures (e.g. -100°C). The use of esters of secondary and primary alcohols dramatically decreases the yields. To confirm this assumption, we reexamined the Br/Li exchange reactions of *tert*-butyl *o*-bromobenzoate (**1a**), isopropyl *o*-bromobenzoate (**1b**), ethyl *o*-bromobenzoate (**1c**), and methyl *o*-bromobenzoate (**1d**) in a conventional macrobatch reactor (Table 1).

Table 1: The Br/Li exchange reaction of alkyl *o*-bromobenzoates ($\text{BrC}_6\text{H}_4\text{CO}_2\text{R}$) followed by reaction with ROH in a conventional macrobatch reactor.

<i>o</i> -Bromobenzoates	Yield of 3 [%] ^[a]
R = <i>tert</i> -butyl: 1a	61
R = isopropyl: 1b	12
R = ethyl: 1c	0
R = methyl: 1d	0

[a] A solution of *s*BuLi in hexane/cyclohexane was added dropwise to a solution of *o*-bromobenzoates **1** in THF at -78°C . After stirring for 10 min at -78°C , an alcohol was added as an electrophile (3.0 equiv). After stirring for 10 min at -78°C , the yield of the product **3** was determined by GC.

The exchange reaction of **1a** at -78°C , followed by quenching with an alcohol, gave *tert*-butyl benzoate (**3a**) in 61 % yield. This yield can be attributed to partial decomposition of **2a** at this temperature. At lower temperatures (-100°C), this reaction affords higher yields.^[11] The use of **1b** as the starting material caused a further decrease in the yield of **3**. Moreover, in reactions of **1c** and **1d**, the desired products were not obtained at all (Table 1).

We then examined the reactions using a microflow system consisting of two T-shaped micromixers (M1 and M2) and two

[*] Dr. A. Nagaki, H. Kim, Prof. J.-i. Yoshida
Department of Synthetic and Biological Chemistry, Graduate School of Engineering, Kyoto University
Nishikyo-ku, Kyoto, 615-8510 (Japan)
Fax: (+81) 75-383-2727
E-mail: yoshida@sbchem.kyoto-u.ac.jp

[**] This work was financially supported in part by a Grant-in-Aid for Scientific Research from the Japan Society for the Promotion of Science and NEDO projects.

Supporting information for this article is available on the WWW under <http://dx.doi.org/10.1002/anie.200803205>.

microtube reactors (R1 and R2; Figure 1). The reactions were carried out with varying temperatures (T) and residence times (t^R) in R1. The results are summarized in Figure 2,^[16,17] in which the yield of **3** is plotted against T and t^R in R1 as a contour map with a scattered overlay.

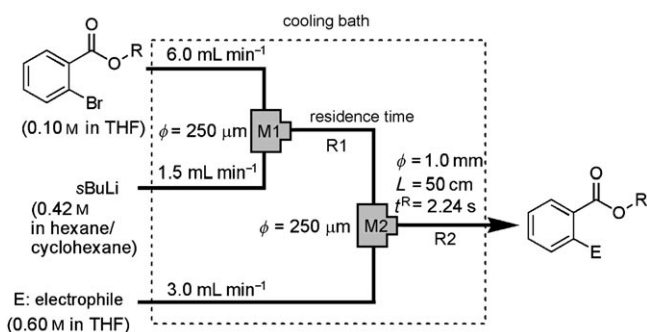


Figure 1. A microflow system for the Br/Li exchange reaction of alkyl *o*-bromobenzoates followed by reaction with electrophiles (see text for details).

In reactions of *tert*-butyl *o*-bromobenzoate (**1a**), **3a** was obtained in high yields (> 80%, brown region) for a wide range of temperatures and residence times. At low temperatures and short residence times the yield of **3a** was low presumably because of an incomplete Br/Li exchange reaction. Low yields also occurred in the high-temperature/long-residence-time region, probably as a result of the decomposition of **2a**.

In the case of isopropyl *o*-bromobenzoate (**1b**), the reaction profile was similar, although the high-yield region became smaller. The reaction of ethyl *o*-bromobenzoate (**1c**) also exhibited a similar profile. The high-yield region shifted to a lower temperature and shorter residence-time, probably because of faster decomposition of the organolithium compound **2c**. However, it is noteworthy that the reaction can be effectively carried out to give **3c** in 90% yield by using an appropriate temperature (−48°C) and residence time (0.06 s).

Of even greater significance is the fact that **3d** can be obtained in relatively good yields (> 70%, not shown) from methyl *o*-bromobenzoate (**1d**), although the high-yield region (> 80%) disappeared, presumably because of the small steric demand of the methoxycarbonyl group for the reaction with organolithium species, leading to the formation of side-products.

These results clearly show that the stability of the organolithium compounds decreases in the order **2a** > **2b** > **2c** > **2d**. However, it is important to note that the Br/Li exchange reaction followed by reaction with an electrophile can be successfully carried out without significant decomposition of the organolithium intermediate (**2**) by optimizing temperature and residence time, even in the case of the methyl ester.

Under the optimized conditions obtained for the Br/Li exchange reaction followed by reaction with an alcohol, the reactions of **2a–2d** with other electrophiles, such as methyl

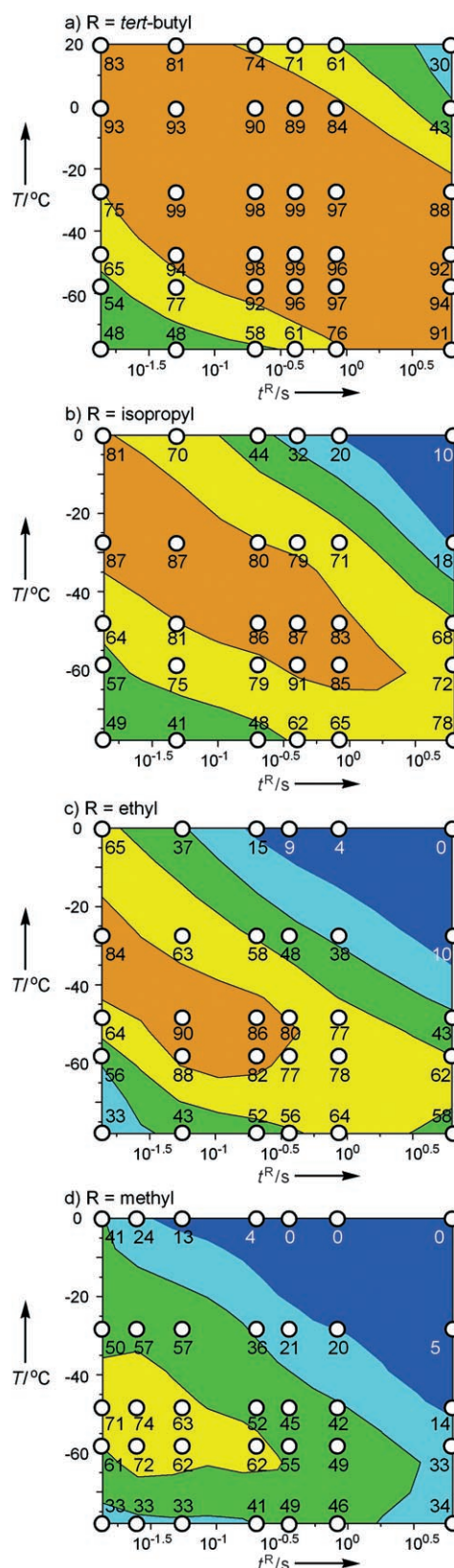
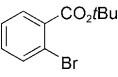
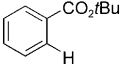
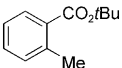
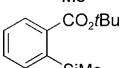
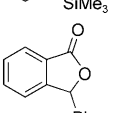
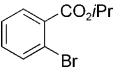
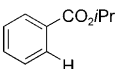
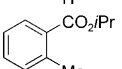
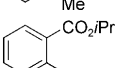
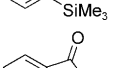
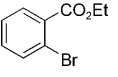
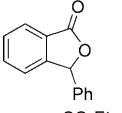
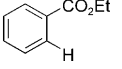
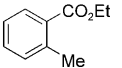
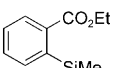
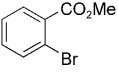
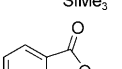
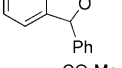
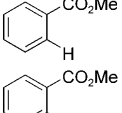
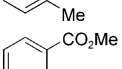
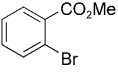
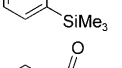
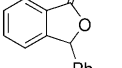
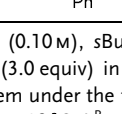


Figure 2. Effects of temperature and residence time of R1 on the yield of **3** in the Br/Li exchange reaction of **1** with sBuLi followed by reaction with ROH in the microflow system (■: < 20%, ■: 20–40%, ■: 40–60%, ■: 60–80%, ■: > 80%). T = temperature, t^R = residence time in R1.

iodide, methyl triflate, trimethylsilyl chloride, trimethylsilyl triflate, and benzaldehyde were examined. The reactions were successful and the corresponding products were obtained in good yields (Table 2). Interestingly, methyl iodide can be used as an electrophile for the reactions of **1a** and **1b** whereas, for

Table 2: The optimized Br/Li exchange reaction of alkyl *o*-bromobenzoates **1** followed by reaction with an electrophile (E).^[a]

Ester	E	Product	Yield [%]
 1a	<i>t</i> BuOH	 3a	93
	MeI	 4a	88
	Me ₃ SiCl	 5a	96
	PhCHO	 6	82
 1b	<i>i</i> PrOH	 3b	87
	MeI	 4b	62
	MeOTf	 4b	82
	Me ₃ SiCl	 5b	93
 1c	PhCHO	 6	66
	EtOH	 3c	90
	MeI	 4c	12
	MeOTf	 4c	62
 1d	Me ₃ SiCl	 5c	61
	Me ₃ SiOTf	 5c	79
	PhCHO	 6	70
	MeOH	 3d	74
 1d	MeOTf	 4d	65
	Me ₃ SiOTf	 5d	82
	PhCHO	 6	85

[a] *o*-Bromobenzoates **1a–1d** in THF (0.10 M), *s*BuLi in hexane/cyclohexane (0.42 M), and an electrophile (3.0 equiv) in THF (0.60 M) were allowed to react in the microflow system under the following optimized conditions: **1a**: 0 °C (t^R = 0.01 s), **1b**: –28 °C (t^R = 0.01 s), **1c**: –48 °C (t^R = 0.06 s), **1d**: –48 °C (t^R = 0.02 s).

the reactions of **1c** and **1d**, methyl triflate should be used instead. The reaction of the aryllithium with methyl iodide is slow, and therefore only the more sterically demanding *tert*-butoxycarbonyl and isopropoxycarbonyl groups can survive until the reaction is complete. However, the reaction of the aryllithium with methyl triflate is much faster. Therefore, the reaction can be conducted at much lower temperatures with shorter residence times. Consequently, even the less sterically demanding ethoxycarbonyl and methoxycarbonyl groups can survive until the reaction is complete.

In summary, we have developed an effective method for the generation and reaction of aryllithium compounds having an alkoxy carbonyl group. The key features of the method are a very short residence time, together with fast mixing^[18] and efficient temperature control in microflow systems. A wide range of alkoxy carbonyl groups including ethoxycarbonyl and methoxycarbonyl groups can tolerate the microflow conditions. These results bode well for the utility of flash chemistry and the reported method adds a new dimension in the chemistry of functionalized organolithium compounds and their applications in organic synthesis.

Experimental Section

General procedure: A microflow system consisting of two T-shaped micromixers (M1 and M2), two microtube reactors (R1 and R2), and three tube pre-cooling units (P1 (inner diameter ϕ = 1000 μ m, length L = 100 cm), P2 (ϕ = 1000 μ m, L = 50 cm), and P3 (ϕ = 1000 μ m, L = 100 cm)) was used. A solution of an alkyl bromobenzoate (0.10 M) in THF (flow rate: 6.0 mL min^{–1}) and a solution of *s*BuLi (0.42 M) in *n*-hexane/cyclohexane (19:31 v/v, flow rate: 1.5 mL min^{–1}) were introduced to M1 (ϕ = 250 μ m) by syringe pumps. The resulting solution was passed through R1 (variable ϕ and L) and was mixed with a solution of an electrophile (0.60 M) in THF (flow rate: 3.0 mL min^{–1}) in M2 (ϕ = 250 μ m). The resulting solution was passed through R2 (ϕ = 1000 μ m, L = 50 cm). After a steady state was reached, the product solution was collected for 30 s and quenched with 1 M aqueous hydrochloric acid. The reaction mixture was analyzed by gas chromatography. After extraction, the crude product was purified by flash chromatography.

Received: July 3, 2008

Published online: September 9, 2008

Keywords: arenes · electrophilic substitution · lithiation · microreactors · reactive intermediates

- [1] For example, R. A. Moss, M. S. Platz, M. Jones, Jr., *Reactive Intermediate Chemistry*, Wiley, Hoboken, **2004**.
- [2] Flash chemistry is defined as an area of chemical synthesis in which extremely fast reactions are conducted in a highly controlled manner to produce desired compounds with high selectivity: a) J. Yoshida, *Chem. Commun.* **2005**, 4509; b) J. Yoshida, A. Nagaki, T. Yamada, *Chem. Eur. J.* **2008**, *14*, 7450.
- [3] a) A. Nagaki, M. Togai, S. Suga, N. Aoki, K. Mae, J. Yoshida, *J. Am. Chem. Soc.* **2005**, *127*, 11666; b) S. Suga, A. Nagaki, J. Yoshida, *Chem. Commun.* **2003**, 354.
- [4] For reviews on microflow systems: a) S. J. Haswell, R. J. Middleton, B. O'sullivan, V. Skelton, P. Watts, P. Styring, *Chem. Commun.* **2001**, 391; b) K. F. Jensen, *Chem. Eng. Sci.* **2001**, *56*, 293; c) K. Jähnisch, V. Hessel, H. Löwe, M. Baerns,

- Angew. Chem.* **2004**, *116*, 410; *Angew. Chem. Int. Ed.* **2004**, *43*, 406.
- [5] Some recent examples: a) C. C. Lee, G. D. Sui, A. Elizarov, C. Y. J. Shu, Y. S. Shin, A. N. Dooley, J. Huang, A. Daridon, P. Wyatt, D. Stout, H. C. Kolb, O. N. Witte, N. Satyamurthy, J. R. Heath, M. E. Phelps, S. R. Quake, H. R. Tseng, *Science* **2005**, *310*, 1793; b) R. Pal, M. Yang, R. Lin, B. N. Johnson, N. Srivastava, S. Z. Razzacki, K. J. Chomistek, D. C. Heldsinger, R. M. Haque, V. M. Ugaz, P. K. Thwar, Z. Chen, K. Alfano, M. B. Yim, M. Krishnan, A. O. Fuller, R. G. Larson, D. T. Burke and M. A. Burns, *Lab Chip* **2005**, *5*, 1024; c) D. Belder, M. Ludwig, L. W. Wang, M. T. Reetz, *Angew. Chem.* **2006**, *118*, 2523; *Angew. Chem. Int. Ed.* **2006**, *45*, 2463; d) P. He, P. Watts, F. Marken, S. J. Haswell, *Angew. Chem.* **2006**, *118*, 4252; *Angew. Chem. Int. Ed.* **2006**, *45*, 4146; e) Y. Uozumi, Y. Yamada, T. Beppu, N. Fukuyama, M. Ueno, T. Kitamori, *J. Am. Chem. Soc.* **2006**, *128*, 15994; f) K. Tanaka, S. Motomatsu, K. Koyama, S. Tanaka, K. Fukase, *Org. Lett.* **2007**, *9*, 299; g) H. R. Sahoo, J. G. Kralj, K. F. Jensen, *Angew. Chem.* **2007**, *119*, 5806; *Angew. Chem. Int. Ed.* **2007**, *46*, 5704.
- [6] a) T. Kawaguchi, H. Miyata, K. Ataka, K. Mae, J. Yoshida, *Angew. Chem.* **2005**, *117*, 2465; *Angew. Chem. Int. Ed.* **2005**, *44*, 2413; b) A. Nagaki, K. Kawamura, S. Suga, T. Ando, M. Sawamoto, J. Yoshida, *J. Am. Chem. Soc.* **2004**, *126*, 14702; c) T. Iwasaki, A. Nagaki, J. Yoshida, *Chem. Commun.* **2007**, 1263.
- [7] Halogen-lithium exchange reactions of simple aromatic halides in microflow systems: a) H. Usutani, Y. Tomida, A. Nagaki, H. Okamoto, T. Nokami, J. Yoshida, *J. Am. Chem. Soc.* **2007**, *129*, 3046; b) A. Nagaki, Y. Tomida, H. Usutani, H. Kim, N. Takabayashi, T. Nokami, H. Okamoto, J. Yoshida, *Chem. Asian J.* **2007**, *2*, 1513; c) T. Schwalbe, V. Autze, M. Hohmann, W. Stirner, *Org. Process Res. Dev.* **2004**, *8*, 440; d) X. Zhang, S. Stefanick, F. J. Villani, *Org. Process Res. Dev.* **2004**, *8*, 455; e) Y. Ushioji, T. Hase, Y. Iinuma, A. Takata, J. Yoshida, *Chem. Commun.* **2007**, 2947; f) M. Takasuga, Y. Yabuki, Y. Kato, *J. Chem. Eng. Jpn.* **2006**, *39*, 772.
- [8] J. E. Baldwin, R. M. Williams, *Organolithiums: Selectivity for Synthesis* Pergamon, Amsterdam, **2002**.
- [9] a) P. Knochel, *Handbook of Functionalized Organometallics*, Wiley-VCH, Weinheim, **2005**; b) A. Boudier, L. O. Bromm, M. Lotz, P. Knochel, *Angew. Chem.* **2000**, *112*, 4584; *Angew. Chem. Int. Ed.* **2000**, *39*, 4414.
- [10] W. E. Parham, C. K. Bradsher, *Acc. Chem. Res.* **1982**, *15*, 300.
- [11] a) W. E. Parham, Y. A. Sayed, *J. Org. Chem.* **1974**, *39*, 2053; b) W. E. Parham, L. D. Jones, *J. Org. Chem.* **1976**, *41*, 2704; c) C. E. Tucker, T. N. Majid, P. Knochel, *J. Am. Chem. Soc.* **1992**, *114*, 3983.
- [12] a) T. Ghosh, H. Hart, *J. Org. Chem.* **1988**, *53*, 3555; b) L. Boymond, M. Rottländer, G. Chiez, P. Knochel, *Angew. Chem.* **1998**, *110*, 1801; *Angew. Chem. Int. Ed.* **1998**, *37*, 1701; c) K. Kitagawa, A. Inoue, H. Shinokubo, K. Oshima, *Angew. Chem.* **2000**, *112*, 2594; *Angew. Chem. Int. Ed.* **2000**, *39*, 2481; d) A. Krasovskiy, P. Knochel, *Angew. Chem.* **2004**, *116*, 3396; *Angew. Chem. Int. Ed.* **2004**, *43*, 3333.
- [13] a) L. Boymond, M. Rottländer, G. Cahiez, P. Knochel, *Angew. Chem.* **1998**, *110*, 1801; *Angew. Chem. Int. Ed.* **1998**, *37*, 1701; b) A. E. Jensen, W. Dohle, I. Sapountzis, D. M. Lindsay, V. A. Vu, P. Knochel, *Synthesis* **2002**, 565; c) P. Knochel, W. Dohle, N. Gommermann, F. F. Kneisel, F. Kopp, T. Korn, I. Sapountzis, V. A. Vu, *Angew. Chem.* **2003**, *115*, 4438; *Angew. Chem. Int. Ed.* **2003**, *42*, 4302.
- [14] a) P. Knochel, R. D. Singer, *Chem. Rev.* **1993**, *93*, 2117; b) F. F. Kneisel, M. Dochnahl, P. Knochel, *Angew. Chem.* **2004**, *116*, 1032; *Angew. Chem. Int. Ed.* **2004**, *43*, 1017.
- [15] a) X. Wang, X. Sun, L. Zhang, Y. Xu, D. Krishnamurthy, C. H. Senanayake, *Org. Lett.* **2006**, *8*, 305; b) X. Yang, T. Rotter, C. Piazza, P. Knochel, *Org. Lett.* **2003**, *5*, 1229; c) Y. Kondo, M. Asai, T. Miura, M. Uchiyama, T. Sakamoto, *Org. Lett.* **2001**, *3*, 13.
- [16] t^R was controlled by changing the length and the inner diameter of R1 with a fixed flow rate.
- [17] Figure 2 was produced using Origin 7.5J. The contours were drawn to aid in visualizing the results.
- [18] A. Nagaki, T. Iwasaki, K. Kawamura, D. Yamada, S. Suga, T. Ando, M. Sawamoto, J. Yoshida, *Chem. Asian J.* **2008**, *3*, 1558.